



Vehicle Standard (Australian Design Rule 18/03 – Instrumentation) 2006

I, JAMES ERIC LLOYD, Minister for Local Government, Territories and Roads, determine this vehicle standard under subsection 7 (1) of the *Motor Vehicle Standards Act 1989*.

Dated 26 April 2006

[SIGNED]

James Eric Lloyd

Minister for Local Government, Territories and Roads

CONTENTS

0.1.	NAME OF STANDARD	3
0.2.	COMMENCEMENT	3
0.3.	REPEAL.....	3
1.	FUNCTION AND SCOPE	3
2.	APPLICABILITY AND IMPLEMENTATION	3
3.	DEFINITIONS.....	4
4.	REQUIREMENTS.....	5
5.	EXEMPTIONS AND ALTERNATIVE PROCEDURES.....	5
6.	ALTERNATIVE STANDARDS.....	5
	APPENDIX A	3

0.1. NAME OF STANDARD

- 0.1.1. This Standard is the Vehicle Standard (Australian Design Rule 18/03 – Instrumentation) 2006.
- 0.1.2. This Standard may also be cited as Australian Design Rule 18/03 — Instrumentation.

0.2. COMMENCEMENT

- 0.2.1. This Standard commences on the day after it is registered.

0.3. REPEAL

- 0.3.1. This Standard repeals each vehicle standard with the name Australian Design Rule 18/03 — Instrumentation that is:
 - (a) made under section 7 of the Motor Vehicles Standard Act 1989; and
 - (b) in force at the commencement of this Standard.
- 0.3.2. This Standard also repeals each instrument made under section 7 of the Motor Vehicles Standard Act 1989 that creates a vehicle standard with the name Australian Design Rule 18/03 — Instrumentation, if there are no other vehicle standards created by that instrument, or amendments to vehicle standards made by that instrument, that are still in force at the commencement of this Standard.

1. FUNCTION AND SCOPE

The function of this vehicle standard is to specify requirements for the provision of speedometers.

2. APPLICABILITY AND IMPLEMENTATION

This vehicle standard applies to the design and construction of LC, LD, LE, all M and N category vehicles from the dates set out in clauses 2.1, 2.2 and the table below.

- 2.1. 1 July 2006 on all new model vehicles.
- 2.2. 1 July 2007 on all model vehicles.
- 2.3. For the purposes of clause 2.1 a "new model" is a vehicle model first produced with a '*Date of manufacture*' on or after 1 July 2006.

2.4. Applicability Table

Vehicle Category	ADR Category Code	UNECE Category Code	Manufactured on or After	Acceptable Prior Rules
Moped 2 wheels	LA	L1	N/A	
Moped 3 wheels	LB	L2	N/A	
Motor cycle	LC	L3	1 July 2006	Nil
Motor cycle and sidecar	LD	L4	1 July 2006	Nil
Motor tricycle	LE	L5	1 July 2006	Nil
Passenger car	MA	M1	1 July 2006	Nil
Forward-control passenger vehicle	MB	M1	1 July 2006	Nil
Off-road passenger vehicle	MC	M1	1 July 2006	Nil
Light omnibus	MD	M2		
up to 3.5 tonnes 'GVM' and up to 12 seats	MD1		1 July 2006	Nil
up to 3.5 tonnes 'GVM' and more than 12 seats	MD2		1 July 2006	Nil
over 3.5 tonnes and up to 4.5 tonnes 'GVM'	MD3		1 July 2006	Nil
over 4.5 tonnes and up to 5 tonnes 'GVM'	MD4		1 July 2006	Nil
Heavy omnibus	ME	M3	1 July 2006	Nil
Light goods vehicle	NA	N1	1 July 2006	Nil
Medium goods vehicle	NB	N2		
over 3.5 tonnes up to 4.5 tonnes 'GVM'	NB1		1 July 2006	Nil
over 4.5 tonnes up to 12 tonnes 'GVM'	NB2		1 July 2006	Nil
Heavy goods vehicle	NC	N3	1 July 2006	Nil
Very light trailer	TA	O1	N/A	
Light trailer	TB	O2	N/A	
Medium trailer	TC	O3	N/A	
Heavy trailer	TD	O4	N/A	

3. DEFINITIONS

- 3.1. Refer to Vehicle Standard (Australian Design Rule Definitions and Vehicle Categories) 2005.
- 3.2. Definitions in Section 2 of Appendix A of this rule and Section 2 of Regulation No. 39 adopted by the United Nations Economic Commission for Europe.

4. REQUIREMENTS

- 4.1. Vehicles subject to the requirements of this rule must be fitted with speedometers complying with the requirements of Appendix A, except as varied by section 5 Exemptions and Alternative Procedures.

5. EXEMPTIONS AND ALTERNATIVE PROCEDURES

Compliance with the following parts, sections and annexes of Appendix A is not required for the purposes of this standard:

Section 3	Application for approval
Section 4	Approval
Section 6	Modifications of vehicle type
Section 7	Conformity of production
Section 8	Penalties for non-conformity of production
Section 9	Names and addresses of technical services responsible for conducting approval tests and of administrative departments
<u>Annex 1</u>	Communication concerning the approval or extension or refusal or withdrawal of approval or production definitely discontinued of a vehicle type with regard to the speedometer equipment including its installation pursuant to Regulation No. 39
<u>Annex 2</u>	Arrangements of approval marks
<u>Annex 3</u>	Test of speedometer accuracy for conformity of production

- 5.1. Speedometers marked with an additional scale in miles per hour (mp/h) in accordance with clauses 5.1.2 and 5.1.4 of Appendix A are acceptable for the purposes of this standard, provided that the primary scale is marked in kilometres per hour (km/h) and the mp/h scale is the secondary scale.

6. ALTERNATIVE STANDARDS

The technical requirements adopted by the United Nations - Economic Commission for Europe Regulation No. 39 – UNIFORM PROVISIONS CONCERNING THE APPROVAL OF VEHICLES WITH REGARD TO THE SPEEDOMETER EQUIPMENT INCLUDING ITS INSTALLATION, incorporating the 00 series of amendments, shall be deemed to be equivalent to the technical requirements of this rule

APPENDIX A

UNECE REGULATION NO 39/00
UNIFORM PROVISIONS CONCERNING THE APPROVAL OF VEHICLES WITH REGARD TO THE
SPEEDOMETER EQUIPMENT INCLUDING ITS INSTALLATION

INCORPORATING SUPPLEMENT 5 TO THE 00 SERIES OF AMENDMENTS

E/ECE/324 }
E/ECE/TRANS/505 } Rev.1/Add.38/Rev.1

7 February 2003

AGREEMENT

CONCERNING THE ADOPTION OF UNIFORM TECHNICAL PRESCRIPTIONS FOR WHEELED VEHICLES, EQUIPMENT AND PARTS WHICH CAN BE FITTED AND/OR BE USED ON WHEELED VEHICLES AND THE CONDITIONS FOR RECIPROCAL RECOGNITION OF APPROVALS GRANTED ON THE BASIS OF THESE PRESCRIPTIONS ^{*}/

(Revision 2, including the amendments which entered into force on 16 October 1995)

Addendum 38: Regulation No. 39

Revision 1

Incorporating all valid text up to:

Supplement 5 to the original version of the Regulation - Date of entry into force: 7 December 2002

Uniform provisions concerning the approval of VEHICLES WITH REGARD to the
SPEEDOMETER EQUIPMENT INCLUDING ITS INSTALLATION



UNITED NATIONS

^{*}/ Former title of the Agreement:

Agreement Concerning the Adoption of Uniform Conditions of Approval and Reciprocal Recognition
of Approval for Motor Vehicle Equipment and Parts, done at Geneva on 20 March 1958.

Regulation No. 39

UNIFORM PROVISIONS CONCERNING THE APPROVAL OF VEHICLES
WITH REGARD TO THE SPEEDOMETER EQUIPMENT
INCLUDING ITS INSTALLATION

CONTENTS

REGULATION

1. Scope
2. Definitions
3. Application for approval
4. Approval
5. Specifications
6. Modifications of the vehicle type
7. Conformity of production
8. Penalties for non-conformity of production
9. Names and addresses of technical services responsible for conducting approval tests and of administrative departments

ANNEXES

- Annex 1 - Communication concerning the approval or extension or refusal or withdrawal of approval or production definitely discontinued of a vehicle type with regard to the speedometer equipment including its installation pursuant to Regulation No. 39
- Annex 2 - Arrangements of approval marks
- Annex 3 - Test of speedometer accuracy for conformity of production

* * *

1. SCOPE

This Regulation applies to the approval of vehicles of categories L, M and N.^{1/}

2. DEFINITIONS

For the purposes of this Regulation:

- 2.1. "Approval of a vehicle" means the approval of a vehicle type with regard to the speedometer equipment including its installation.
- 2.2. "Type of vehicle in respect of its speedometer" means vehicles which do not among themselves display any essential differences, where those differences can apply, in particular, to the following:
 - 2.2.1. the size designation of the tyres chosen from the range of tyres normally fitted;
 - 2.2.2. the overall transmission ratio, including any reduction drives, to the speedometer;
 - 2.2.3. the type of speedometer as characterised by:
 - 2.2.3.1. the tolerances of the speedometer's measuring mechanism;
 - 2.2.3.2. the technical constant of the speedometer;
 - 2.2.3.3. the range of speeds displayed.
- 2.3. "Tyres normally fitted" means the type or types of tyre provided by the manufacturer on the vehicle type in question; snow tyres shall not be regarded as tyres normally fitted;
- 2.4. "Normal running pressure" means the cold inflation pressure specified by the vehicle manufacturer increased by 0.2 bar;
- 2.5. "Speedometer" means that part of the speedometer equipment which indicates to the driver the speed of his vehicle at any given moment;^{2/}
 - 2.5.1. "Tolerances of the speedometer's measuring mechanism" shall mean the accuracy of the speedometer instrument itself, expressed as the upper and the lower speed indication limits for a range of speed inputs;
 - 2.5.2. "Technical constant of the speedometer" shall mean the relationship between the input revolutions or pulses per minute and a specified displayed speed;

^{1/} As defined in annex 7 of the Consolidated Resolution on the Construction of Vehicles (R.E.3) (document TRANS/WP.29/78/Rev.1/Amend.2).

^{2/} This does not include the speed-indicating part of a tachograph if this complies with type approval specifications which do not permit an absolute difference between true and indicated speed which is higher than the values resulting from the requirements in paragraph 5.3. below.

- 2.6. "Unladen vehicle" means the vehicle in running order, complete with fuel, coolant, lubricant, tools and a spare wheel (if provided as standard equipment by the vehicle manufacturer), carrying a driver weighing 75 kg, but no driver's mate, optional accessories or load.

3. APPLICATION FOR APPROVAL

- 3.1. The application for approval of a vehicle type with regard to the speedometer equipment including its installation shall be submitted by the vehicle manufacturer or by his duly accredited representative.
- 3.2. It shall be accompanied by the following documents in triplicate and by the following particulars:
- 3.2.1. a description of the vehicle type with regard to the items mentioned in paragraphs 2.2., 2.3., 2.4. and 2.5. above; the vehicle type shall be specified.
- 3.3. An unladen vehicle representative of the vehicle type to be approved shall be submitted to the technical service conducting approval tests.
- 3.4. The competent authority shall verify the existence of satisfactory arrangements for ensuring effective control of the conformity of production before type approval is granted.

4. APPROVAL

- 4.1. If the vehicle type submitted for approval pursuant to this Regulation meets the requirements of the Regulation in respect of the speedometer equipment including its installation, approval of that vehicle type shall be granted.
- 4.2. An approval number shall be assigned to each type approved. The first two digits shall be the highest number of the series of amendments incorporated in the Regulation at the time of issue of the approval. The same Contracting Party may not assign the same number to another vehicle type subject to the provisions of paragraph 6. of this Regulation.
- 4.3. Notice of approval or of refusal of approval of a vehicle type pursuant to this Regulation shall be communicated to the Parties to the Agreement which apply this Regulation by means of a form conforming to the model in annex 1 to this Regulation and of diagrams, supplied by the applicant for approval, of the installation in a format not larger than A4 (210 x 297 mm) or folded to that format, and on an appropriate scale.
- 4.4. To every vehicle conforming to a vehicle type approved under this Regulation there shall be affixed in a conspicuous and easily accessible position, specified on the approval form, an international approval mark consisting of:
-

- 4.4.1. a circle surrounding the letter "E" followed by the distinguishing number of the country which has granted approval;^{3/}
- 4.4.2. the number of this Regulation, followed by the letter "R", a dash and the approval number to the right of the circle described in paragraph 4.4.1.
- 4.5. If the vehicle conforms to a vehicle type approved under one or more other Regulations annexed to the Agreement in the country which has granted approval under this Regulation, the symbol prescribed in paragraph 4.4.1. need not be repeated; in such a case the additional numbers and symbols of all the Regulations under which approval has been granted in the country which has granted approval under this Regulation shall be placed in vertical columns to the right of the symbol prescribed in paragraph 4.4.1.
- 4.6. The approval mark shall be clearly legible and shall be indelible.
- 4.7. The approval mark shall be placed close to or on the vehicle data plate affixed by the manufacturer.
- 4.8. Annex 2 to this Regulation gives examples of arrangements of approval marks.

5. SPECIFICATIONS

- 5.1. The display of the speedometer must be located within the direct field of view of the driver and must be clearly legible both day and night. The range of speeds displayed must be sufficiently wide to include the maximum speed of this type of vehicle as stated by the manufacturer.
 - 5.1.1. In the case of speedometers intended for vehicles of categories M, N, and L₃, L₄ and L₅, the graduation shall be 1, 2, 5 or 10 km/h. The numerical values of the speed shall be indicated on the display as follows: when the highest value on the

^{3/} 1 for Germany, 2 for France, 3 for Italy, 4 for the Netherlands, 5 for Sweden, 6 for Belgium, 7 for Hungary, 8 for the Czech Republic, 9 for Spain, 10 for Yugoslavia, 11 for the United Kingdom, 12 for Austria, 13 for Luxembourg, 14 for Switzerland, 15 (vacant), 16 for Norway, 17 for Finland, 18 for Denmark, 19 for Romania, 20 for Poland, 21 for Portugal, 22 for the Russian Federation, 23 for Greece, 24 for Ireland, 25 for Croatia, 26 for Slovenia, 27 for Slovakia, 28 for Belarus, 29 for Estonia, 30 (vacant), 31 for Bosnia and Herzegovina, 32 for Latvia, 33 (vacant), 34 for Bulgaria, 35 (vacant), 36 for Lithuania, 37 for Turkey, 38 (vacant), 39 for Azerbaijan, 40 for The former Yugoslav Republic of Macedonia, 41 (vacant), 42 for the European Community (Approvals are granted by its Member States using their respective ECE symbol), 43 for Japan, 44 (vacant), 45 for Australia, 46 for Ukraine, 47 for South Africa and 48 for New Zealand. Subsequent numbers shall be assigned to other countries in the chronological order in which they ratify or accede to the Agreement Concerning the Adoption of Uniform Technical Prescriptions for Wheeled Vehicles, Equipment and Parts which can be Fitted and/or be Used on Wheeled Vehicles and the Conditions for Reciprocal Recognition of Approvals Granted on the Basis of these Prescriptions, and the numbers thus assigned shall be communicated by the Secretary-General of the United Nations to the Contracting Parties to the Agreement.

- display does not exceed 200 km/h, speed values shall be indicated at intervals not exceeding 20 km/h. When the maximum value on the display exceeds 200 km/h, then the speed values shall be indicated at intervals not exceeding 30 km/h. The indicated numerical speed value intervals need not be uniform.
- 5.1.2. In the case of vehicles manufactured for sale in any country where imperial units are used, the speedometer shall also be marked in miles per hour (mph); the graduations shall be of 1, 2, 5 or 10 mph. The values of the speed shall be indicated on the dial at intervals not exceeding 20 mph and commencing at 10 or 20 mph. The indicated speed value intervals need not be uniform.
- 5.1.3. In the case of speedometers intended for vehicles of categories L₁ (mopeds) and L₂, the display readings must not exceed 80 km/h. The graduation shall be 1, 2, 5 or 10 km/h and the marked numerical values of the speed indicated shall not exceed 10 km/h. The indicated numerical speed value intervals need not be uniform.
- 5.1.4. In the case of vehicles of categories M, N, and L₃, L₄ and L₅ manufactured for sale in any country where imperial units are used, the speedometer shall also be marked in mph (miles per hour); the graduation shall be of 1, 2, 5 or 10 mph. The numerical values of the speed shall be indicated on the display at intervals not exceeding 20 mph and commencing at 10 or 20 mph. The indicated numerical speed value intervals need not be uniform.
- 5.2. The accuracy of the speedometer equipment shall be tested in accordance with the following procedure:
- 5.2.1. The tyres shall be one of the types normally fitted to the vehicle as defined in paragraph 2.3. of this Regulation. A test shall be carried out for each type of speedometer intended to be fitted by the manufacturer.
- 5.2.2. The test shall be carried out with the vehicle at its unladen weight. An additional weight can be carried for purposes of measurement. The weight of the vehicle and its distribution between the axles shall be indicated in the approval communication (see annex 1, paragraph 6.);
- 5.2.3. The reference temperature at the speedometer shall be 23 ± 5 °C;
- 5.2.4. During each test the pressure of the tyres shall be the normal running pressure as defined in paragraph 2.4.;
-

5.2.5. The vehicle is tested at the following speeds:

Maximum design speed (V _{max}) of the vehicle specified by the vehicle manufacturer (km/h)	Test speed (V ₁) (km/h)
V _{max} ≤ 45	80 % of V _{max}
45 < V _{max} ≤ 100	40 km/h and 80 % V _{max} (if the resulting speed is ≥ 55 km/h)
100 < V _{max} ≤ 150	40 km/h, 80 km/h and 80 % V _{max} (if the resulting speed is ≥ 100 km/h)
150 < V _{max}	40 km/h, 80 km/h and 120 km/h

5.2.6. the test instrumentation used for measuring the true vehicle speed shall be accurate to ± 0.5 per cent;

5.2.6.1. the surface of a test track when used shall be flat and dry, and provide sufficient adhesion;

5.2.6.2. if a roller dynamometer is used for the test, the diameter of the roller should be at least 0.4 m;

5.3. The speed indicated shall not be less than the true speed of the vehicle. At the test speeds specified in paragraph 5.2.5. above, there shall be the following relationship between the speed displayed (V₁) and the true speed (V₂).

$$0 \leq (V_1 - V_2) \leq 0.1 V_2 + 4 \text{ km/h}$$

6. MODIFICATIONS OF THE VEHICLE TYPE

6.1. Every modification of the vehicle type shall be communicated to the administrative department which approved the vehicle type. The department may then either:

6.1.1. consider that the modifications made are unlikely to have an appreciable adverse effect and that in any case the vehicle still meets the requirements; or

6.1.2. require a further test report from the technical service responsible for conducting the tests.

6.2. Notice of confirmation or refusal of approval, accompanied by particulars of the modifications, shall be communicated by the procedure specified in paragraph 4.3. above to the Parties to the Agreement applying this Regulation.

7. CONFORMITY OF PRODUCTION

7.1. The conformity of production procedures shall comply with those set out in the Agreement, Appendix 2 (E/ECE/324-E/ECE/TRANS/505/Rev.2), with the following requirements:

- 7.2. Every vehicle approved under this Regulation shall be so manufactured as to conform to the type approved by meeting the requirements of the relevant part(s) of this Regulation.
- 7.3. For each type of vehicle sufficient checks are carried out regarding the speedometer equipment and its installation; in particular, for each type of vehicle at least the test prescribed in annex 3 to this Regulation shall be carried out.
- 7.4. The authority, which has granted type approval, may at any time verify the conformity control methods applied in each production facility. The normal frequency of these verifications shall be once every two years.
- 7.5. Where unsatisfactory results are found during verifications and checks pursuant to paragraph 7.4. above, the competent authority shall ensure that all necessary steps are taken to restore conformity of production as rapidly as possible.

8. PENALTIES FOR NON CONFORMITY OF PRODUCTION

- 8.1. The approval granted for a vehicle type pursuant to this Regulation may be withdrawn if the requirement laid down in paragraph 7.1. above is not met or if the vehicles have failed to pass the checks prescribed in paragraph 7 above.
- 8.2. If a Party to the Agreement which applies this Regulation withdraws an approval it has previously granted, it shall forthwith so notify the other Contracting Parties applying this Regulation, by means of a communication form conforming to the model in annex 1 to this Regulation.

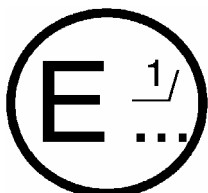
9. NAMES AND ADDRESSES OF TECHNICAL SERVICES RESPONSIBLE FOR CONDUCTING APPROVAL TESTS AND OF ADMINISTRATIVE DEPARTMENTS

The Parties to the Agreement applying this Regulation shall communicate to the secretariat of the United Nations the names and addresses of the technical services responsible for conducting approval tests and of the administrative departments which grant approval and to which forms certifying approval or extension or refusal or withdrawal of approval, issued in other countries, are to be sent.

Annex 1

COMMUNICATION

(Maximum format: A4 (210 x 297 mm))



issued by :

Name of administration:

.....
.....
.....

concerning: 2/

- APPROVAL GRANTED
- APPROVAL EXTENDED
- APPROVAL REFUSED
- APPROVAL WITHDRAWN
- PRODUCTION DEFINITELY DISCONTINUED

of a vehicle type with regard to the speedometer equipment including its installation pursuant to Regulation No. 39.

Approval No:

Extension No:

1. Trade name or mark of the vehicle:
2. Vehicle type:
3. Manufacturer's name and address:
.....
4. If applicable, name and address of the manufacturer's representative:
.....
.....
5. Description of the speedometer equipment:
.....
- 5.1. Details of tyres normally fitted:
- 5.2. Details of tyres fitted during the test:

- 5.3. Ratio of speedometer equipment:
- 6. Mass of vehicle as tested and its distribution between the axles:
.....
- 7. Variants:
- 8. Vehicle submitted for approval on:
- 9. Technical service responsible for conducting approval tests:
- 10. Date of report issued by that service:
- 11. Number of report issued by that service:
- 12. Approval granted/refused/extended/withdrawn 2/
- 13. Position of approval mark on the vehicle:
- 14. Place:
- 15. Date:
- 16. Signature:

1/ Distinguishing number of the country which has granted/extended/refused/withdrawn approval (see approval provisions in the Regulation).

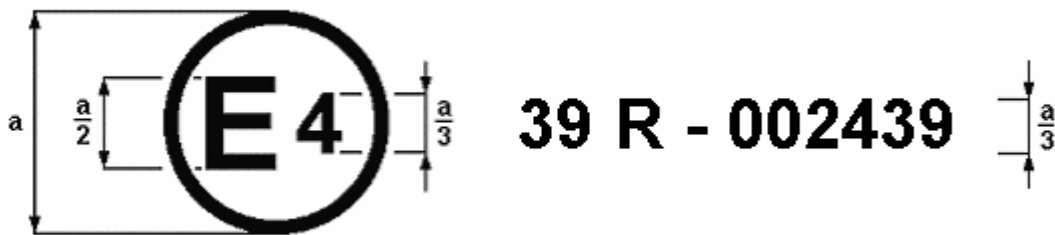
2/ Strike out what does not apply.

Annex 2

ARRANGEMENTS OF APPROVAL MARKS

Model A

(see paragraph 4.4. of this Regulation)

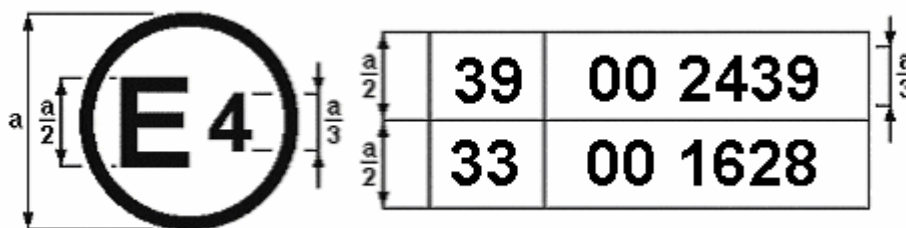


a = 8 mm min.

The above approval mark affixed to a vehicle shows that the vehicle type concerned has been approved in the Netherlands (E 4), pursuant to Regulation No. 39. The approval number indicates that the approval was granted in accordance with the requirements of Regulation No. 39 in its original form.

Model B

(see paragraph 4.5. of this Regulation)



a = 8 mm min.

The above approval mark affixed to a vehicle shows that the vehicle type concerned has been approved in the Netherlands (E 4) pursuant to Regulations Nos. 39 and 33 1/. The approval numbers indicate that, at the dates when the respective approvals were granted, Regulations Nos. 39 and 33 were still in their original form.

1/ The second number is given merely as an example

Annex 3

TEST OF SPEEDOMETER ACCURACY FOR CONFORMITY OF PRODUCTION

1. Test conditions

The test conditions shall be as set out in paragraphs 5.2.1. to 5.2.6. of this Regulation.

2. Requirements

The production shall be deemed to conform to this Regulation if the following relationship between the speed indicated on the display of the speedometer (V_1) and the actual speed (V_2) is observed:

In the case of vehicles of categories M and N:

$$0 \leq (V_1 - V_2) \leq 0.1 V_2 + 6 \text{ km/h};$$

In the case of vehicles of categories L₃, L₄ and L₅:

$$0 \leq (V_1 - V_2) \leq 0.1 V_2 + 8 \text{ km/h};$$

In the case of vehicles of categories L₁ and L₂:

$$0 \leq (V_1 - V_2) \leq 0.1 V_2 + 4 \text{ km/h}.$$